

**View Presentations of the SIOP Asia Congress 2016 on the portal**  
**[www.siopasia2016.org](http://www.siopasia2016.org)**

1. Go the website [www.siopasia2016.org](http://www.siopasia2016.org) and press the button “Authorization” at the top right.



2. Enter your personal area.



**Welcome to SIOP Asia 2016 personal area entrance!**

Available options in personal area:

- Registration
- Abstracts submission
- Workshop registration

If you already have an account you can log in.

If you are a new user, please press '**Create account**' button to create an account.

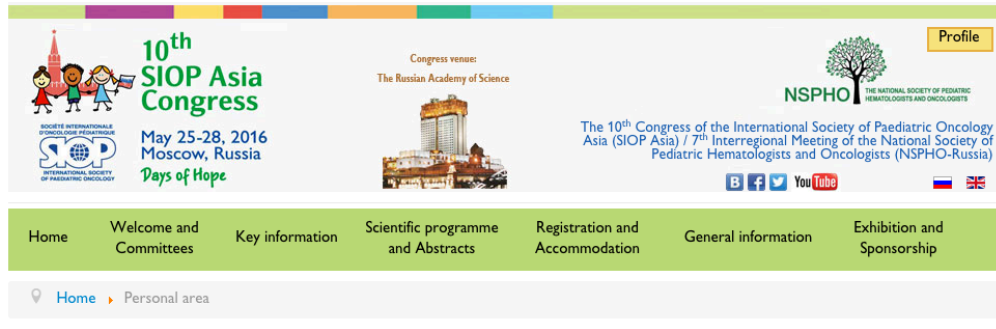
e-mail: \*

password \*

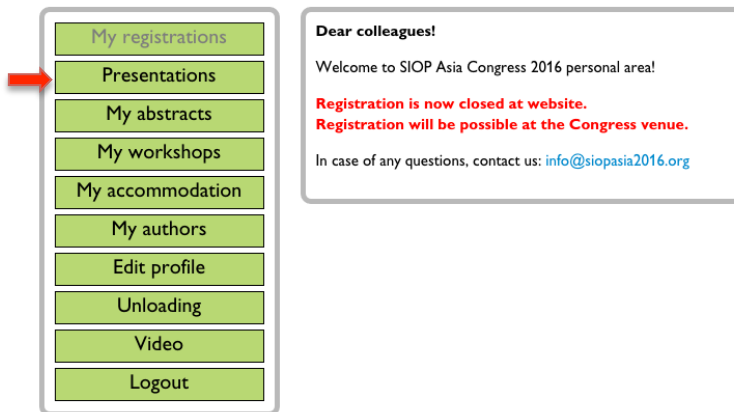
Keep me logged in

[Log in](#) [Create account](#) [Forgot your password!](#)

4. Click on the button «Presentations».

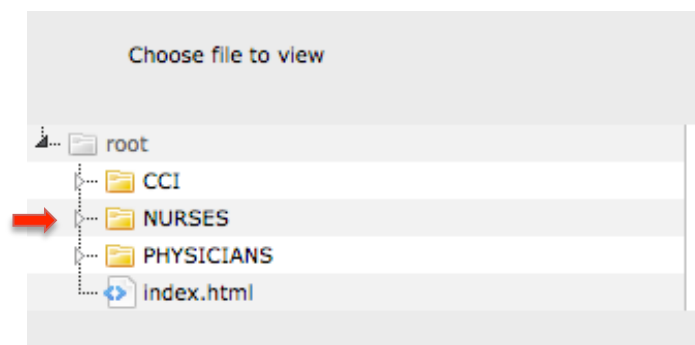


**SIOP Asia Congress 2016  
Personal area:  
Kirgizov Kirill**

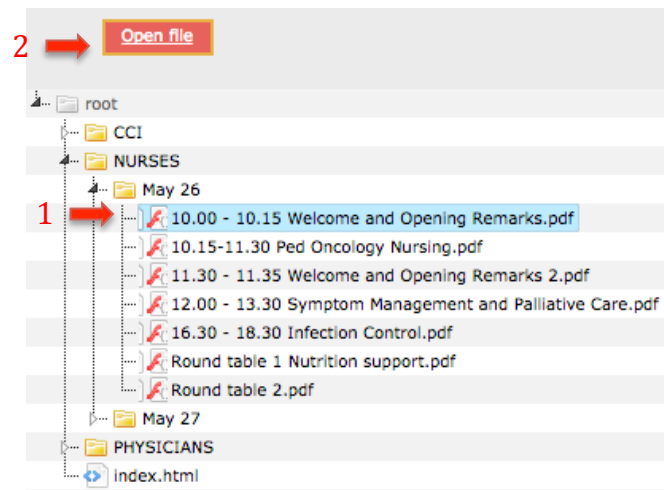


5. In the opening window there are following sections: Physicians, Nurses, CCI. Each section is further broken down by days.

In order to open a partition, day and section you must press on the grey triangle:



6. Once you find a particular file, select it by pressing. To open the following file, press «Open file».



7. To open a different presentation, repeat your actions.